

PRODUCT DATASHEET

SF BLKH 300 EM 15 W 3000 K WT IP65

SURFACE BULKHEAD 300 EMERGENCY | Robust wall and ceiling luminaire with IP65 protection and integrated emergency lighting function



Areas of application

- Emergency illumination of escape routes
- Antipanic lighting
- Buildings requiring up to 3 h emergency light operation
- Direct replacement for luminaires with fluorescent lamps
- Corridors, stairways, entrance areas
- Passages, underpasses
- Public areas

Product benefits

- Seamless integration of luminaires with emergency lighting function into general lighting
- Easy wiring thanks to included prewired driver and battery for Emergency lighting function
- Simple testing of luminaires with emergency lighting function thanks to integrated automatic test function
- Separate covers available for an aesthetic and functional product design
- 3 years guarantee
- High luminous efficacy in normal operation
- Convenient visualization of results of automatic test with an included control LED
- Operation of integrated emergency lighting function with long life LiFePO4 battery with 3h battery discharge time
- Suitable for use in dusty and damp locations thanks to high IP rating
- Suitable for use in public areas thanks to high IK rating
- Multiple mounting patterns for convenient installation
- Energy savings of up to 50 % (compared to luminaires that use fluorescent lamps)

Product features



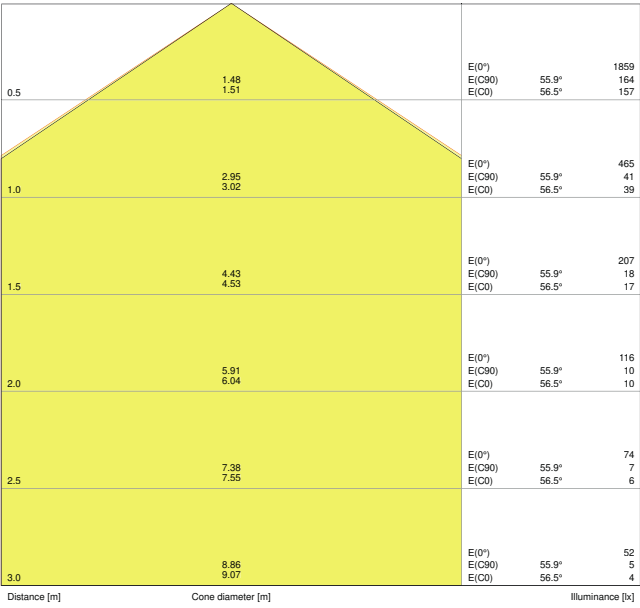
- Certified according to European norms (EN 60598-1:2015; EN 60598-2-22:2014)
- Luminaire suited for normal lighting and emergency lighting
- Self-contained luminaires
- Emergency lighting function: battery discharge time of 3 h
- Function test of emergency lighting: automatic (AT)
- Battery technology: LiFePO₄
- Ambient temperature in operation: 5°...+40 C
- UV-stabilized polycarbonate (PC) housing, PC-diffuser
- Impact resistance: IK10
- Push wire terminal for tool-free connection
- Through-wiring possible
- Type of protection: IP65

TECHNICAL DATA**Electrical data**

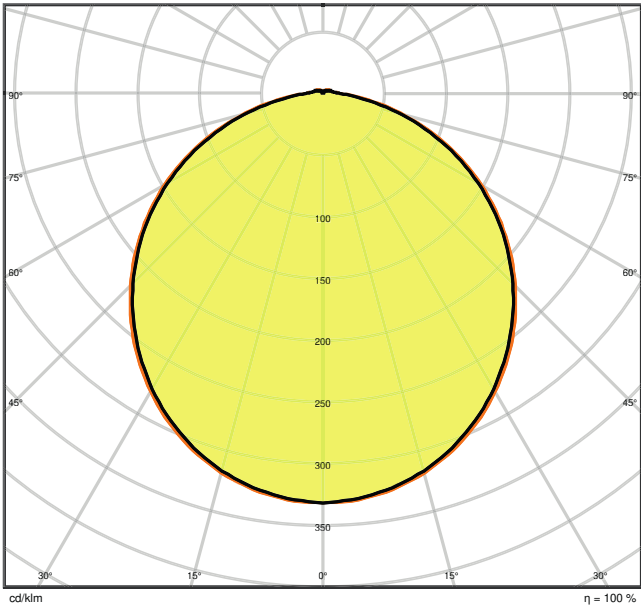
Nominal wattage	15.20 W
Nominal voltage	220...240 V
Mains frequency	50...60 Hz
Nominal current	350 mA
Inrush current	4,52 A
Inrush current time T_{h50}	50 μ s
Max. number of luminaires per miniature circuit breaker B16	94
Max. number of luminaires per miniature circuit breaker C10	75
Max. number of luminaires per miniature circuit breaker C16	120
Power factor λ	≥ 0.5
Total harmonic distortion	< 10 %
Protection class	II
Operating mode	Integrated LED driver

Photometrical data

Luminous flux	1400 lm
Luminous efficacy	93 lm/W
Color temperature	3000 K
Light color (designation)	Warm White
Color rendering index Ra	> 80
Standard deviation of color matching	< 5 sdc _m
Low flicker	Yes
Photobiological safety group acc. to EN62778	RG0
Beam angle	120 °



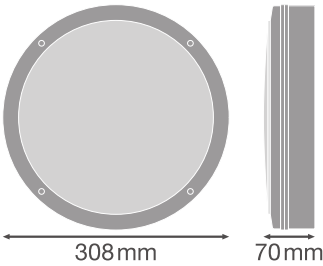
SF BLKH 300 15W3000K WT IP65 EM LEDV LDT



SF BLKH 300 15W3000K WT IP65 EM LEDV LDT

Dimensions & Weight

Diameter	308 mm
Height	70.00 mm
Product weight	940.00 g



SF BLKH 300 15W IP65 EM

Materials & Colors

Product color	White
Housing color	White
Body material	Polycarbonate (PC)

Cover material	Polycarbonate (PC)
Light emitting surface material	Polycarbonate (PC)
Glow Wire Test according to IEC 60695-2-12	850 °C
Mercury content	0.0 mg

Application & Mounting

Ambient temperature range	+5...+40 °C
Temperature range at storage	5...+35 °C
Type of connection	Screwless terminal
Type of protection	IP65
Protection class IK (shock resistance)	IK10
Dimmable	No
Mounting type	Surface
Mounting location	Ceiling / Wall
Application environment	Indoor
Replaceable light source	No

Lifespan

Lifespan L70/B50 at 25 °C	50000 h ¹⁾
Lifespan L80/B10 at 25 °C	35000 h ¹⁾
Lifespan L80/B50 at 25 °C	35000 h
Lifespan L90/B10 at 25 °C	20000 h
Number of switching cycles	100000

¹⁾ t[h]: L70 / B50 @ 25 °C (Ta), t[h]: L80 / B10 @ 25 °C (Ta), t[h]: L90 / B10 @ 25 °C (Ta)

BATTERY

Type of Battery	LiFePO4
Battery size [GMS]	Others
Nominal voltage of battery	3,2 V
Nominal capacity of battery	4500 mAh
Battery charging time	< 24 h

Emergency lighting



Area of emergency application	Anti-panic lighting / Escape route lighting
Type of emergency light operation	Maintained / Non-maintained
Type of emergency operation test	Automatic

Wattage in maintained operation mode	15,2 W
Wattage in emergency operation mode	3,0 W
Luminous flux in maintained operation mode	1400 lm
Luminous flux in emergency operation mode	300 lm
Battery life in emergency operation mode	3 h
Integrated test switch	No

Certificates & Standards

Standards	CE / CB
Ball shot safe	No
Replaceable light source (EPREL)	Not replaceable

Accessories Optional

Product image	Product name	EAN
	SF BLKH EYELID 300 WT	4058075375529
	SF BLKH RING 300 WT	4058075399372


EQUIPMENT / ACCESSORIES


- Additional cover rings in different designs available
- Mounting screws and dowels included






Safety advice

- All electrical connections must be made by a qualified person.
- Caution, risk of electric shock.

DOWNLOAD DATA

Documents and certificates	Document name
 User instruction / safety instructions	SURFACE BULKHEAD EMERGENCY

Documents and certificates		Document name
	Declarations of conformity	SF BLKH 300 15W 3000K WT

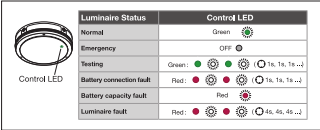
Photometric and lighting design files		Document name
	IES file (IES)	SF BLKH 300 15W3000K WT IP65 EM LEDV IES
	LDT file (Eulumdat)	SF BLKH 300 15W3000K WT IP65 EM LEDV LDT
	UGR file (UGR table)	SF BLKH 300 15W3000K WT IP65 EM LEDV LDT
	Light distribution curve type cone	SF BLKH 300 15W3000K WT IP65 EM LEDV LDT
	Light distribution curve type polar	SF BLKH 300 15W3000K WT IP65 EM LEDV LDT

LOGISTICAL DATA

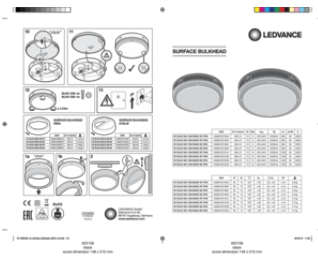
Product code	Packaging unit (Pieces/Unit)	Dimensions (length x width x height)	Gross weight	Volume
4058075375321	Folding box 1	74 mm x 322 mm x 312 mm	1045.00 g	7.43 dm³
4058075375338	Shipping box 8	650 mm x 335 mm x 315 mm	9081.00 g	68.59 dm³

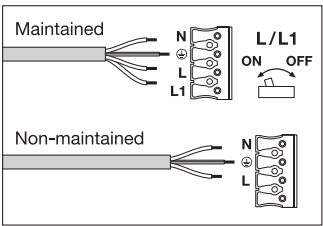
The mentioned product code describes the smallest quantity unit which can be ordered. One shipping unit can contain one or more single products. When placing an order, for the quantity please enter single or multiples of a shipping unit.

ADDITIONAL CATALOG INFORMATION



Luminaire Status	Control LED
Normal	Green
Emergency	OFF
Testing	Green: (T6, T6, T6...)
Battery connection fault	Red: (T6, T6, T6...)
Battery capacity fault	Red
Luminaire fault	Red: (T6, T6, T6...)





Maintained: N, L, L1, ON, OFF

Non-maintained: N, L

References / Links

– For Guarantee see www.ledvance.com/guarantee

DISCLAIMER

Subject to change without notice. Errors and omission excepted. Always make sure to use the most recent release.

