

PRODUCT DATASHEET

DULUX D LED EM & AC Mains 18 7 W/3000 K G24d-2

OSRAM DULUX LED D EM & AC MAINS | LED replacement for CFLni with 2-pin G24d base for CCG



Areas of application

- Supermarkets and department stores
- Walkways and corridors
- Hotels, restaurants

Product benefits

- Easy installation
- Low energy consumption
- Easy relamping thanks to compact design
- Operation directly on 230 V AC mains possible

Product features

- LED replacement for conventional compact fluorescent lamps for use in CCG luminaires or on AC mains
- Rotatable base around its longitudinal axis ($\pm 90^\circ$)
- Lifetime up to 30,000 h



- Single-ended two-pin plug-in G24d base
- Type of protection: IP20
- Mercury-free lamps

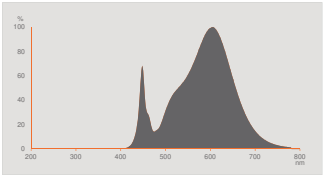
TECHNICAL DATA

Electrical data

Nominal wattage	7 W
Construction wattage	7.00 W
Nominal voltage	220...240 V
Operating mode	AC, Conventional control gear (CCG)
Claimed equiv. conventional lamp power	18 W
Nominal current	54 mA
Type of current	AC
Inrush current	10 A
Operating frequency	50/60 Hz
Mains frequency	50/60 Hz
Max. lamp number on MCB B10 A	70
Max. lamp number on MCB B10 A - CCG without compensation	70
Max. lamp number on MCB B10 A - CCG with compensation	70
Max. lamp number on MCB B16 A	40
Max. lamp number on MCB B16 A - CCG without compensation	40
Max. lamp number on MCB B16 A - CCG with compensation	40
Total harmonic distortion	≤ 30 %
Power factor λ	> 0.50

Photometrical data

Luminous flux	640 lm
Nominal useful luminous flux 90°	640 lm
Luminous efficacy	91 lm/W
Lumen main.fact.at end of nom.life time	0.70
Light color (designation)	Warm White
Color temperature	3000 K
Color rendering index Ra	> 80
Light color	830
Standard deviation of color matching	≤6 sdc _m
Rated LLMF at 6,000 h	0.80

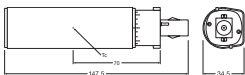


Everlight 2835KK3C 3000K

Light technical data

Beam angle	120 °
Warm-up time (60 %)	< 0.50 s
Starting time	< 0.5 s

Dimensions & Weight



Overall length	148.00 mm
Length with base excl. base pins/connection	125,70 mm
Diameter	35,0 mm
Maximum diameter	35 mm
Product weight	65.00 g

Temperatures & operating conditions

Ambient temperature range	-20...+35 °C
Maximum temperature at tc test point	67 °C

Lifespan

Number of switching cycles	200000
Lumen maintenance at end of service lifetime	0.70
Rated lamp survival factor at 6,000 h	≥ 0.90

Additional product data

Base (standard designation)	G24d-2
-----------------------------	--------

Mercury content	0.0 mg
Mercury-free	Yes
Design / version	Frosted

Capabilities

Dimmable	No
----------	----

Certificates & Standards

Energy efficiency class	A+ ¹⁾
Energy consumption	7.00 kWh/1000h
Type of protection	IP20
Standards	CE
Photobiological safety group acc. to EN62778	RG1

¹⁾ Energy efficiency class (EEC) on a scale of A++ (highest efficiency) to E (lowest efficiency)

Country-specific categorizations

Order reference	DULUX D18LED 7W
-----------------	-----------------

LOGISTICAL DATA

Temperature range at storage	-20...+80 °C
------------------------------	--------------






Energy labelling regulation data acc EU 2019/2015

Light source cap-type (or other electric interface)	G24d-2
Length	148.00 mm
Height	35,0 mm
Width	35,0 mm

Safety advice

- Not suitable for tandem operation.
- The operating temperature range of DULUX LED is restricted. In case of doubt regarding suitability of the application please measure T_c temperature on the product prior to installation.
- All electrical connections must be made by a qualified person.
- Not suitable for emergency lighting.
- Do not touch the lamp if broken.
- Must not be used if outer bulb is defective.

DOWNLOAD DATA

Documents and certificates		Document name
	Declarations of conformity	EC Declaration of Conformity Dulux_D_18+26_LED
Photometric and lighting design files		Document name
	IES file (IES)	IES File AC23450 DULUX D18 LED 7W830 230V EM_AC MAIN
	LDT file (Eulumdat)	LDT File AC23450 DULUX D18 LED 7W830 230V EM_AC MAIN
	Light distribution curve type polar	DULUX D18 LED 7W830 230V EM AC MAIN
	Spectral power distribution	Everlight 2835KK3C 3000K

LOGISTICAL DATA

Product code	Packaging unit (Pieces/Unit)	Dimensions (length x width x height)	Gross weight	Volume
4058075024915	Folding box 1	37 mm x 37 mm x 151 mm	78.00 g	0.21 dm ³
4058075024922	Shipping box 10	193 mm x 82 mm x 165 mm	829.00 g	2.61 dm ³

The mentioned product code describes the smallest quantity unit which can be ordered. One shipping unit can contain one or more single products. When placing an order, for the quantity please enter single or multiples of a shipping unit.

DISCLAIMER

Subject to change without notice. Errors and omission excepted. Always make sure to use the most recent release.