

PRODUCT DATASHEET

TRUSYS UNIV P 75W 840 W CL DALI

TRUSYS UNIVERSAL DALI | The DALI solution for refurbishment - universal fitting to existing trunking luminaire system



Areas of application

- Direct replacement for luminaires with compact fluorescent lamps
- Industry halls, high rack warehouse, hardware stores
- Discounters, supermarkets

Product benefits

- The solution for refurbishment: universal fitting to existing trunking luminaire system
- Easy installation, no tools required for connection
- Energy saving and cost-effective
- Flexible application due to a range of different lumen packages and beam angles

Product features

- IoT-ready DALI-2 driver
- Beam angles: 120° (VW), 90° (W), 60° (N), 30° (VN)
- Click into place solution with smart click buttons
- Luminous efficacy: up to 180 lm/W
- Lifetime (L80/B10): up to 100,000 h (at 25 °C)
- Initial color consistency: ≤ 3 SDCM



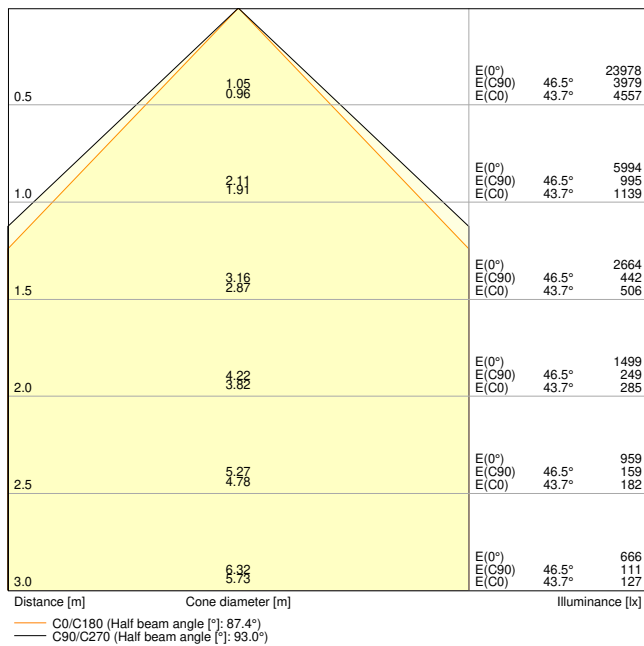
TECHNICAL DATA

Electrical data

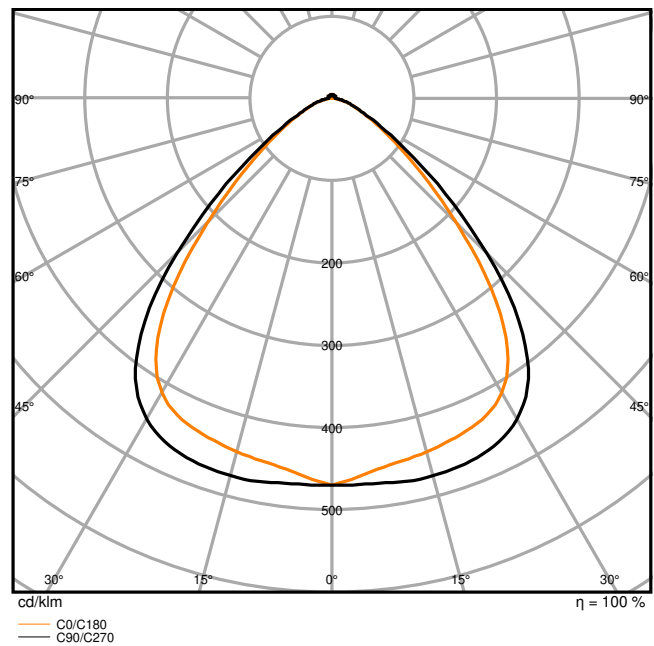
Nominal wattage	75.00 W
Nominal voltage	220...240 V
Mains frequency	0/50/60 Hz
Nominal current	340.000 mA
Inrush current	0.34 A
Inrush current time T_{h50}	156 μ s
Max. number of luminaires per miniature circuit breaker B16	9
Max. number of luminaires per miniature circuit breaker C10	7
Max. number of luminaires per miniature circuit breaker C16	12
Power factor λ	≥ 0.90
Total harmonic distortion	$\leq 15\%$
Protection class	I
Operating mode	Integrated LED driver
Dimming interface	DALI-2 / IoT

Photometrical data

Luminous flux	12750 lm
Luminous efficacy	170 lm/W
Color temperature	4000 K
Light color (designation)	Cool White
Color rendering index Ra	> 80
Standard deviation of color matching	≤ 3 sdc _m
Low flicker	Yes
Flickering metric (Pst LM)	<1
Stroboscope effect metric (SVM)	<0.4
Photobiological safety group acc. to EN62778	RG1
Beam angle	90 °



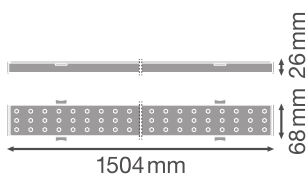
TRUSYS UNIV P 75W 840 W CL PS DALI



TRUSYS UNIV P 75W 840 W CL PS DALI

Dimensions & Weight

Length	1504.00 mm
Width	68.00 mm
Height	26.00 mm
Product weight	1790.00 g



TRUSYS UNIV P 73/75W 840 CL
PS/DALI

Materials & Colors

Product color	White
Housing color	White
Body material	Aluminum
Cover material	Polymethylmethacrylate (PMMA)
Light emitting surface material	Polymethylmethacrylate (PMMA)
Glow Wire Test according to IEC 60695-2-12	650 °C
Mercury content	0.0 mg

Application & Mounting

Ambient temperature range	-20...+40 °C
Temperature range at storage	-40...+80 °C
Type of connection	Plug-In connection
Type of protection	IP20
Protection class IK (shock resistance)	IK02
Dimmable	Yes
Type of dimming	DALI2
IoT ready	Support of DALI data type PART 251, 252, 253 ¹⁾
Mounting type	Surface/Suspended
Mounting location	Mounting rail
Application environment	Indoor
Adjustable	No
With light source	Yes
Replaceable light source	No

¹⁾ Internet of Things. Supports data transfer via gateway to cloud-based monitoring platforms, such as LEDVANCE VIVARES Cloud

Lifespan

Lifespan L70/B50 at 25 °C	120000 h ¹⁾
Lifespan L80/B10 at 25 °C	100000 h ¹⁾
Lifespan L90/B10 at 25 °C	54000 h
Number of switching cycles	50000

¹⁾ t[h]: L70 / B50 @ 25 °C (Ta), t[h]: L80 / B10 @ 25 °C (Ta), t[h]: L90 / B10 @ 25 °C (Ta)

Control gear

Output current	500 mA
ECG - Output ripple current	< 5 %

Emergency lighting

Type of Emergency Lighting (EL)	EL certified driver (0Hz / DC operation) for central battery operation included
Type of emergency operation test	None
Wattage in emergency operation mode	11.25 W
Luminous flux in emergency operation mode	2050 lm

Certificates & Standards

Standards	CE / CB / UKCA / ENEC / TÜV / EAC / EPD
Luminaire with limited surface temperature, "D sign"	No
Ball shot safe	No
EPD	LEDV-00033-V01.01-EN
Replaceable light source (EPREL)	Not replaceable

Additional product data




Added function	VIVARES
----------------	---------












EQUIPMENT / ACCESSORIES




– Various accessories available

Upgrade and replacement components








Components Light Control




Product image	Product name	EAN
	MANUAL CONTROL UNIT SELECT DALI-2	4058075837485
	MANUAL CONTROL UNIT SELECT DALI-2 TW	4058075837508
	MANUAL CONTROL UNIT SELECT DALI-2 EXCHANGEABLE COVER TW	4058075837522







Product image	Product name	EAN
	MANUAL CONTROL UNIT TOUCH DALI-2 TW	4058075837560
	MANUAL CONTROL UNIT TOUCH DALI-2	4058075837546
	PUSH CONTROL UNIT FLUSH MOUNT DALI-2 TW	4058075837584
	SURFACE MOUNT FRAME	4058075843561
	PUSHBUTTON COUPLER DALI-2	4058075837607
	FLEX CONTROL UNIT IOT DALI-2 HCL TW	4058075841888
	FLEX CONTROL UNIT FLUSH MOUNT DALI-2 TW	4058075841901
	FLEX CONTROL UNIT DALI-2 TW	4058075843844
	FLEX CONTROL UNIT REAL-TIME-CLOCK DALI-2 HCL TW	4058075841925
	SENSOR DALI-2 LIGHT/PRESENCE-6 INFRARED CEILING INTEGRATION	4058075837621
	SENSOR DALI-2 LIGHT/PRESENCE-8 INFRARED CEILING INTEGRATION	4058075841949

Product image	Product name	EAN
	SENSOR DALI-2 LIGHT/PRESENCE-40X5 INFRARED CEILING INTEGRATION	4058075843868
	SENSOR DALI-2 LIGHT/PRESENCE-24 INFRARED CEILING MOUNTING	4058075843882
	SENSOR CEILING MOUNTING KIT	4058075843905

DOWNLOAD DATA

Documents and certificates		Document name
	User instruction / safety instructions	TRUSYS UNIVERSAL
	Legal information	Legal insert
	Legal information	LISO Insert TRUSYS UNIVERSAL
	Legal information	Informationstext 18 Abs 4 ElektroG
	Legal information	Safety Insert G11205497
	Declarations of conformity	CE Declaration Trusys Universal
	Declarations of conformity UKCA	UKCA Declaration Trusys Universal

Photometric and lighting design files		Document name
	IES file (IES)	TRUSYS UNIV P 75W 840 W CL PS DALI
	LDT file (Eulumdat)	TRUSYS UNIV P 75W 840 W CL PS DALI
	ULD file (DIALux)	TRUSYS UNIV P 75W 840 W CL DALI

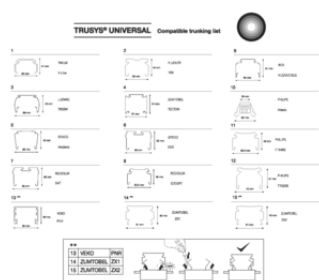
Photometric and lighting design files		Document name
	ROLF file (RELUX)	TRUSYS UNIV P 75W 840 W CL DALI
	UGR file (UGR table)	TRUSYS UNIV P 75W 840 W CL PS DALI
	Light distribution curve type cone	TRUSYS UNIV P 75W 840 W CL PS DALI
	Light distribution curve type polar	TRUSYS UNIV P 75W 840 W CL PS DALI
CAD/BIM files		Document name
	BIM Revit 3D	TruSys Universal
	CAD STEP 3D	TRUSYS UNIV

LOGISTICAL DATA

Product code	Packaging unit (Pieces/Unit)	Dimensions (length x width x height)	Gross weight	Volume
4099854311710	Folding box 1	93 mm x 1,540 mm x 69 mm	2080.00 g	9.88 dm ³
4099854311727	Shipping box 4	1,560 mm x 295 mm x 110 mm	9780.00 g	50.62 dm ³

The mentioned product code describes the smallest quantity unit which can be ordered. One shipping unit can contain one or more single products. When placing an order, for the quantity please enter single or multiples of a shipping unit.

ADDITIONAL CATALOG INFORMATION

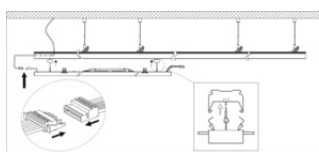
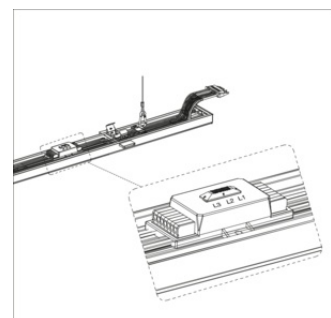


TruSys UNIVERSAL 50W ON/OFF

W	LM	1	2	3
20W	3700	—	—	—
30W	5550	—	ON	—
40W	7400	—	ON	—
50W	9000	—	ON	ON

TruSys UNIVERSAL 73W ON/OFF

W	LM	1	2	3	4
41W	7380	—	—	—	ON
49W	8720	—	—	ON	—
57W	10030	—	ON	—	—
66W	11420	ON	—	—	—
73W	12400	—	—	—	—



1x TRUSYS UNIV		2x TRUSYS UNIV		6x TRUSYS UNIV	
Cl B A	Cl B A	Cl B A	Cl B A	Inrush current	Inrush Charge Time
TRUSYS UNIV 50W ON/OFF	0	0	0	22.5 A	200 µs
TRUSYS UNIV 73W ON/OFF	0	0	14	25.5 A	300 µs
TRUSYS UNIV 75W DALI	12	12	18	20.5 A	200 µs
TRUSYS UNIV 75W DALI	7	0	12	31.4 A	100 µs

References / Links

– For Guarantee see www.ledvance.com/guarantee

DISCLAIMER

Subject to change without notice. Errors and omission excepted. Always make sure to use the most recent release.