


PRODUCT DATASHEET

SMART+ Wifi Planon Plus Backlight

600x600mm RGB + TW + RC

SMART+ Planon Plus Backlight with WiFi technology with Remote Control | Smart panel with main and backlight with wifi technology TW RGB and dimmable



Areas of application

- Indoor applications
- Kitchens, living rooms, children's rooms or home offices

Product benefits

- Easy and quick installation
- Main light and back light
- Both light are independent
- TW and RGB

Product features

- Controllable via LEDVANCE SMART+ App (with minimum Android 8.0 or iOS 14.0)
- Controllable via voice control available: Google Assistant or Amazon Alexa
- Dimmable
- Network protocol: WiFi
- Adjustable color temperature via Tunable White: 3,000...6,500 K



TECHNICAL DATA

Electrical data

Nominal wattage	40.00 W
Nominal voltage	220...240 V
Mains frequency	50...60 Hz
Nominal current	200.000 mA
Inrush current	20 A
Power factor λ	> 0.90
Total harmonic distortion	< 20 %
Protection class	II
Operating mode	External LED driver

Photometrical data

Luminous flux	3000 lm
Total luminous flux of contained light sources	3950 lm
Luminous efficacy	85 lm/W
Color temperature	3000...6500 K
Reference control setting of contained light source (Kelvin)	3000 K ¹⁾
Light color (designation)	RGBTW
Color rendering index Ra	≥80
Standard deviation of color matching	< 6 sdcm
Flickering metric (Pst LM)	≤ 1
Stroboscope effect metric (SVM)	< 0.9
Photobiological safety group acc. to EN62778	RG0
Photobiological safety group acc. to EN62471	RG0
Beam angle	110 °

1) Performing a reset will restore the default values set by the manufacturer

Dimensions & Weight

Length	595.00 mm
Width	600.00 mm
Height	56.00 mm
Product weight	3620.00 g

SMART WIFI PLAN PLUS BL 60X60
REM RGBTW

Materials & Colors

Product color	White
Housing color	White
Body material	Aluminum
Cover material	Polycarbonate (PC)
Mercury content	0.0 mg

Application & Mounting

Ambient temperature range	-20...+40 °C
Temperature range at storage	-20...+80 °C
Type of connection	Screw terminal
Type of protection	IP20
Dimmable	Yes
Type of dimming	WiFi
Mounting type	Surface
Mounting location	Ceiling
Application environment	Indoor
With light source	Yes

Lifespan

Lifespan L70/B50 at 25 °C	25000 h
Number of switching cycles	15000

BATTERY

Type of Battery	Alkaline
Battery size [GMS]	AAA
Nominal voltage of battery	1,5 V

Emergency lighting

Type of emergency operation test	None
Integrated test switch	No

Certificates & Standards

Standards	CE / UKCA
Luminaire with limited surface temperature, "D sign"	No
Replaceable light source (EPREL)	Not replaceable

Additional product data

Product remark	Reset settings to default by switching the product on for three seconds and off for three seconds and repeating this five times.
----------------	--




EQUIPMENT / ACCESSORIES

- Mounting bracket included
- Mounting screws and dowels included
- Control via app or voice control requires compatible Smart home system
- For control via LEDVANCE SMART+ App, a smartphone or tablet is required (with minimum Android 8.0 or iOS 14.0)
- Batteries required for remote control: 2xAAA (not included)
- Remote control included

Safety advice

- All electrical connections must be made by a qualified person.
- Caution, risk of electric shock.
- Check wall-ceiling for suitability. If uncertain, seek professional advice.
- Battery Warning: Keep out of reach for children. Swallowing can lead to chemical burns, perforation of soft tissue, and death. Severe burns can occur within 2 hours of ingestion. Seek medical attention immediately.
- If the battery compartment (if applicable) does not close securely, stop using the product and keep it away from children. If you think batteries might have been swallowed or placed inside any part of the body, seek immediate medical attention.

DOWNLOAD DATA

Documents and certificates		Document name
	User instruction / safety instructions	SMART+ PLANON PLUS
	Declarations of conformity	SMART WIFIPLANPLUSBL60X60REM RGB TW
	Declarations of conformity UKCA	SMART WIFI AND SUNATHOME

LOGISTICAL DATA

Product code	Packaging unit (Pieces/Unit)	Dimensions (length x width x height)	Gross weight	Volume
4058075650190	Folding box 1	76 mm x 622 mm x 622 mm	4278.00 g	29.40 dm ³

Product code	Packaging unit (Pieces/Unit)	Dimensions (length x width x height)	Gross weight	Volume
4058075650206	Shipping box 3	672 mm x 281 mm x 680 mm	13819.00 g	128.41 dm ³

The mentioned product code describes the smallest quantity unit which can be ordered. One shipping unit can contain one or more single products. When placing an order, for the quantity please enter single or multiples of a shipping unit.

References / Links

– Further information and frequently asked questions (FAQs) at www.ledvance.com/consumer/smart/faq

DISCLAIMER

Subject to change without notice. Errors and omission excepted. Always make sure to use the most recent release.